

SET RATTAN


COMPOSTO

DA 1 TAVOLINO E 2 POLTRONE



ISTRUZIONI DI MONTAGGIO
INSTRUCTIONS D'ASSEMBLAGE
ASSEMBLING INSTRUCTIONS

AUFBAU ANWEISUNGEN
INSTRUCCIONES DE MONTAJE
INSTRUÇÕES DE MONTAGEM



0S8G075767

Prodotto da **IGAP spa** nello stabilimento di:
Via Garibaldi 244
46013 CANNETO SULL'OGLIO (Mantova) Italy
Tel. +039 0376.7172200 - Fax 0376.7172290

TAVOLINO SET RATTAN

ELENCO ACCESSORI PER IL TAVOLINO
LISTE DES PIÈCES POUR LA TABLE
LIST OF PIECES FOR THE TABLE
LISTE DER TEILE FUER DEN TISCH
ELENCO DE LOS ACCESORIOS PARA LA MESA
LISTA DE ACESSÓRIOS POR LA MESA BAIXA



T = 2

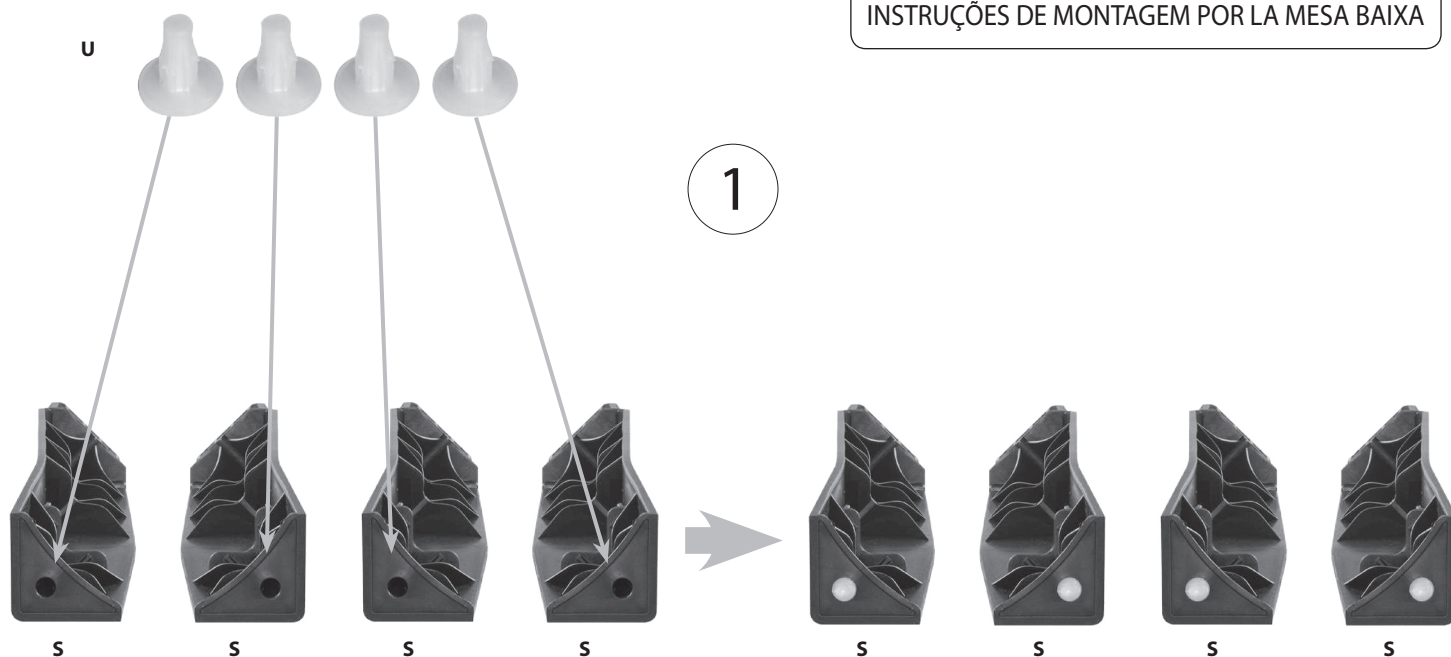


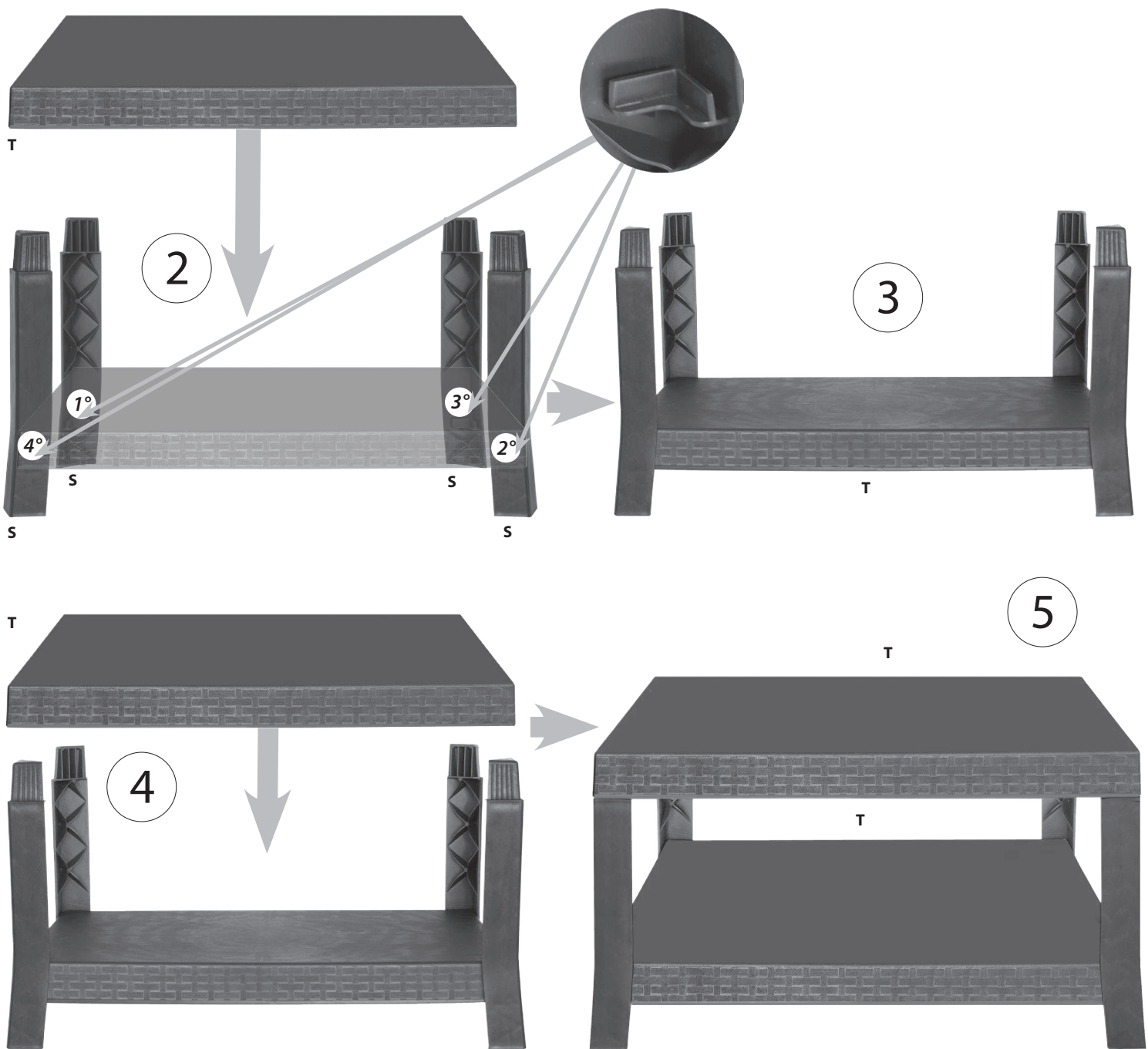
U = 4



TAVOLINO SET RATTAN

ISTRUZIONI DI MONTAGGIO PER IL TAVOLINO
INSTRUCTIONS D'ASSEMBLAGE POUR LA TABLE
ASSEMBLING INSTRUCTIONS FOR THE TABLE
AUFBAU ANWEISUNGEN FUER DEN TISCH
INSTRUCCIONES DE MONTAJE PARA LA MESA
INSTRUÇÕES DE MONTAGEM POR LA MESA BAIXA





AVVERTENZE DA CONSERVARE

Prodotto in plastica
 NON ESPORRE a + 50°C e - 0°C
 Usare su una superficie piana.
 Pulire con acqua e sapone, **NON USARE SOLVENTI** .

INSTRUCTIONS TO BE KEPT

Plastic product
 DO NOT EXPOSE to + 50°C and - 0°C
 Use on a level surface.
 Clean using soap and water, **DO NOT USE SOLVENTS**.

MISES EN GARDE A CONSERVER

Produit en plastique
 NE PAS EXPOSER à + 50°C et à - 0°C
 A utiliser sur un support plan.
 Nettoyer avec eau et savon, **NE PAS UTILISER DE SOLVANTS**.

HINWEISE ZUR AUFBEWAHRUNG

Kunststoffprodukt
 KEINER TEMPERATUR AUSSETZEN, die über 50°C oder unter -0°C liegt - Eine ebene Oberfläche verwenden.
 Mit Wasser und Seife reinigen, **KEINE LÖSUNGSMITTEL VERWENDEN**.

CONSERVE LAS ADVERTENCIAS

Producto de plástico
 NO EXPONGA a + 50°C y - 0°C
 Use sobre una superficie plana.
 Limpie con agua y jabón, **NO USE SOLVENTES**.


ADVERTÊNCIAS PARA SEREM CONSERVADAS

Produto de plástico
 NÃO EXPOR a + 50°C e - 0°C
 Usar sobre uma superfície plana.
 Limpar com água e sabão, **NÃO USAR SOLVENTES** .


· Le eventuali leggere differenze di colore tra i vari componenti sono dovute alla natura ecologica della materia prima che usiamo · Any slight color differences between the various components are due to the ecological nature of the raw material that we use. · Les éventuelles légères différences de coloris entre les différents composants sont dues à la nature écologique de la matière première que nous utilisons. · Aufgrund der natürlichen Beschaffenheit unserer Materialien sind geringfügige Unterschiede der Farben bei verschiedenen Komponenten möglich. · Las ligeras diferencias de color entre los varios componentes son debidas a la naturaleza ecológica de la materia prima que usamos. · A eventual existência de pequenas diferenças de cor entre os diversos componentes, é devido à natureza ecológica das matérias primas utilizadas.

POLTRONE SET RATTAN


ELENCO ACCESSORI PER 2 POLTRONE
LISTE DES PIÈCES POUR 2 FAUTEUILS
LIST OF PIECES FOR 2 ARMCHAIRS
LISTE DER TEILE FÜR 2 Sessel
ELENCO DE LOS ACCESORIOS PARA 2 SILLONES
LISTA DE ACESSÓRIOS



G = 2



C = 8




I = 4



D = 2




K = 6




H = 2



J = 24



F = 2



E = 2



POLTRONE SET RATTAN

ISTRUZIONI DI MONTAGGIO PER 1 POLTRONA
INSTRUCTIONS D'ASSEMBLAGE POUR 1 FAUTEUIL
ASSEMBLING INSTRUCTIONS FOR 1 ARMCHAIR
AUFBAU ANWEISUNGEN FUER 1 SESSEL
INSTRUCCIONES DE MONTAJE PARA 1 SILLON
INSTRUÇÕES DE MONTAGEM POR 1 CADEIRA




K

1



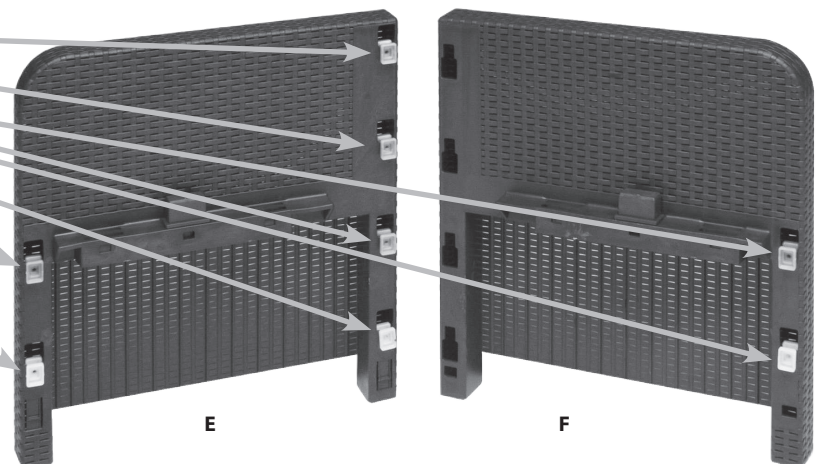
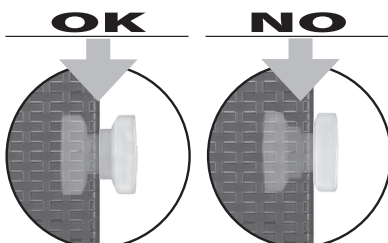
K

2




J

3





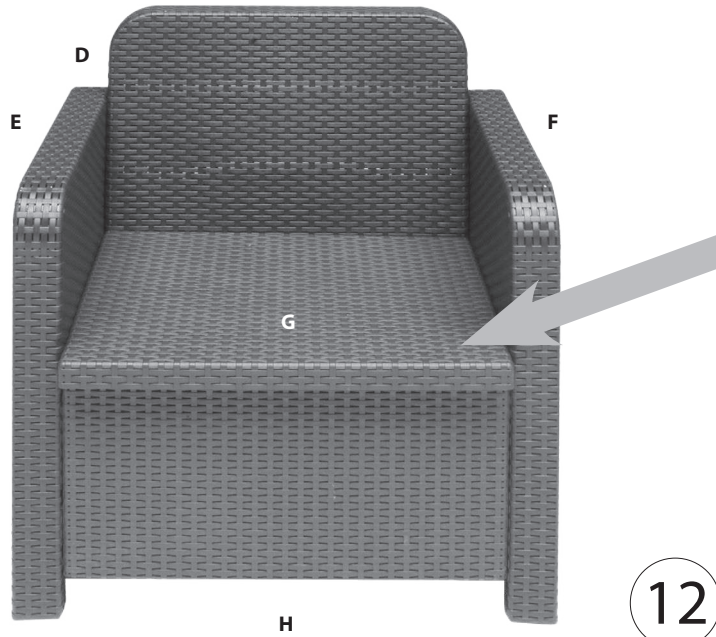
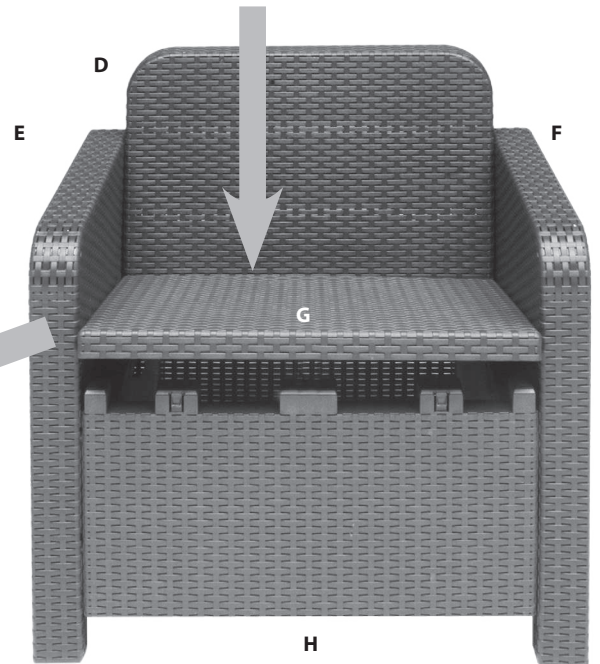

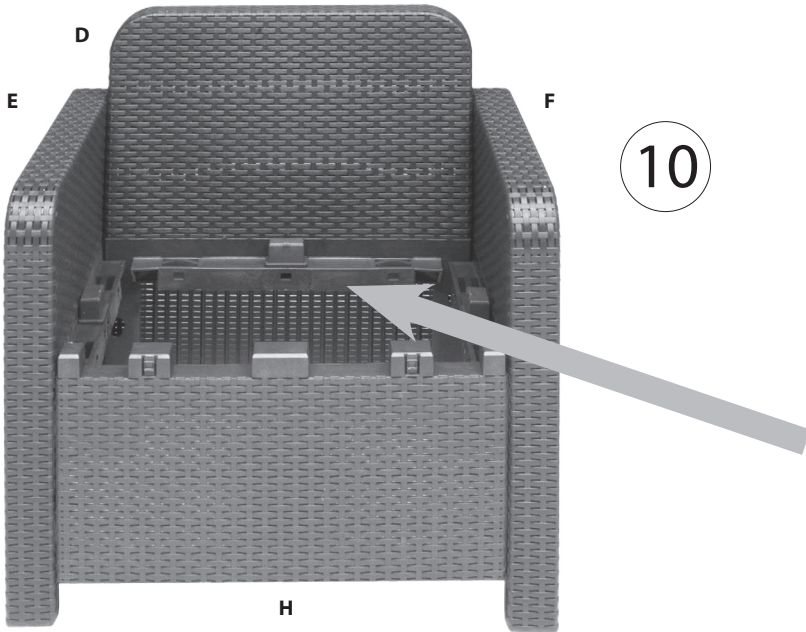
POLTRONE SET RATTAN

ISTRUZIONI DI MONTAGGIO PER 1 POLTRONA
INSTRUCTIONS D'ASSEMBLAGE POUR 1 FAUTEUIL
ASSEMBLING INSTRUCTIONS FOR 1 ARMCHAIR
AUFBAU ANWEISUNGEN FÜR 1 Sessel
INSTRUCCIONES DE MONTAJE PARA 1 SILLON
INSTRUÇÕES DE MONTAGEM POR 1 CADEIRA



POLTRONE SET RATTAN

ISTRUZIONI DI MONTAGGIO PER 1 POLTRONA
INSTRUCTIONS D'ASSEMBLAGE POUR 1 FAUTEUIL
ASSEMBLING INSTRUCTIONS FOR 1 ARMCHAIR
AUFBAU ANWEISUNGEN FUER 1 SESSEL
INSTRUCCIONES DE MONTAJE PARA 1 SILLON
INSTRUÇÕES DE MONTAGEM POR 1 CADEIRA



CUSCINI SET RATTAN



OPZIONALE!

AVVERTENZE GENERALI
NOTICES
GENERAL NOTICE

ALLGEMEINE AUSKUNFT
ADVERTENCIAS GENERALES
INFORMAÇÕES GERAIS

I cuscini sono inclusi solo se previsti dal modello acquistato.

Les coussins sont ajoutées seulement si ils sont des composantes du modèle acheté.

Cushions are added only if they are components of the purchased model.

Die Kissen werden nur hinzugefügt, wenn sie Komponenten des gekauften Modells sind.

Los cojines se añaden sólo si son componentes del modelo adquirido.

As almofadas são adicionadas somente se eles são componentes do modelo comprado.



ATTENZIONE

Lavare le federe soltanto a mano ed in acqua fredda

ATTENTION

Laver les housses à la main et à l'eau froide seulement

ATTENTION

Hand wash the covers with cold water only

ACHTUNG

Kissenbezüge nur mit Hand in kaltem Wasser waschen.

ATENCIÓN

Lavar las fundas a mano con agua fría únicamente